



ESCUELA NACIONAL
DE LA JUDICATURA
República Dominicana

Santo Domingo, D.N.
09 de Abril de 2019

Memorando

Al : **Lic. Luis Henry Molina Peña**
*Presidente de la Suprema Corte de Justicia
Presidente Consejo del Poder Judicial.
Presidente del Consejo Directivo de la ENJ.*

Via : **Licdo. Arsenio Reyes**
Contralor Poder Judicial.

Asunto : *Remisión de Estados Financieros definitivos Octubre-Diciembre 2018.*

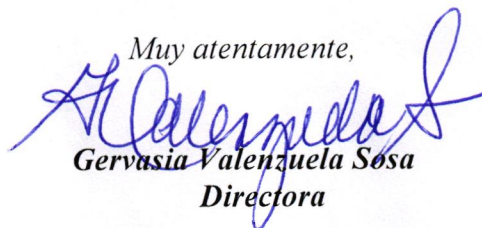
Anexo : *Carpeta con Estados Financieros, Balanza de Comprobación y anexos de los Estados.*



Luego de un cordial saludo, adjunto a esta comunicación le remitimos los Estados Financieros definitivos cortado al 31 de diciembre del 2018, luego de haber sido revisados por la Contraloría del Poder Judicial, es importante destacar que estos estados son auditados por periodos, en el mes de febrero del 2019 fueron auditados los periodos enero-marzo y abril-junio 2018 y en el mes de marzo 2019 los periodos julio-septiembre y octubre-diciembre 2018.

Sin otro particular, le saluda

Muy atentamente,


Gervasia Valenzuela Sosa
Directora

GV/ccc
GAF

ESCUELA NACIONAL DE LA JUDICATURA
ESTADO DE SITUACION FINANCIERA
AL 31 DE DICIEMBRE DEL 2018
(EXPRESADO EN RD\$)



| DESCRIPCIÓN | ANEXOS | AÑO 2018 | AÑO 2017 |
|--|----------|------------------------|----------------------|
| ACTIVOS | | | |
| ACTIVOS CORRIENTES | | | |
| DISPONIBILIDADES | | 17,605,312.87 ✓ | 10,283,473.43 |
| CUENTAS Y DOCUMENTOS POR COBRAR A CORTO PLAZO | ANEXO 1 | 301,008.16 ✓ | 94,316.27 |
| GASTOS PAGADOS POR ADELANTADO | ANEXO 2 | 148,715.76 ✓ | 219,796.03 |
| BIENES Y SERVICIOS DE CONSUMO | ANEXO 3 | 524,345.90 ✓ | 327,995.00 |
| ACTIVOS CORRIENTES | | 18,579,382.69 ✓ | 10,925,580.73 |
| BIENES DE USO | | | |
| EQUIPO DE TRANSPORTE, TRACCION Y ELEVACION | ANEXO 4 | 2,487,329.39 ✓ | 2,487,328.39 |
| EQUIPOS DE COMPUTACION | ANEXO 5 | 13,162,566.54 ✓ | 10,172,584.82 |
| EQUIPOS DE AUDIOVISUALES, COMUNICACION Y SEÑALAMIE | ANEXO 6 | 3,083,029.29 ✓ | 2,971,936.52 |
| EQUIPOS Y MUEBLES PARA OFICINAS | ANEXO 7 | 12,824,940.05 ✓ | 11,190,446.36 |
| HERRAMIENTAS Y REPUESTOS MAYORES | ANEXO 8 | 38,258.14 ✓ | 38,258.14 |
| PLANTAS ELECTRICAS | ANEXO 9 | 808,189.69 ✓ | 669,457.09 |
| EQUIPOS DE COCINA | ANEXO 10 | 423,281.39 ✓ | 421,536.98 |
| OTROS ACTIVOS FIJOS | | - | 3,801.03 |
| COMPRA DE ACTIVOS FIJOS EN TRANSITO | | - | 2,533,814.22 |
| INMUEBLES | ANEXO 11 | 16,251,340.34 ✓ | 14,674,764.32 |
| OTROS BIENES DE USO | ANEXO 12 | 7,189,086.47 ✓ | 6,883,896.24 |
| BIENES DE USO | | 56,268,021.30 ✓ | 52,047,824.11 |
| DEPRECIACION DE BIENES DE USO | | (42,238,890.36) ✓ | (38,445,922.68) |
| BIENES INTANGIBLES | | | |
| ACTIVOS INTANGIBLES | ANEXO 13 | 2,576,466.65 ✓ | 2,080,206.12 |
| DEPRECIACION DE BIENES INTANGIBLES | | (1,217,018.75) ✓ | (878,788.50) |
| TOTAL ACTIVOS | | 33,967,961.53 ✓ | 25,728,899.78 |




YOCASTA GARCÍA
 CONTADORA

GESTIÓN DE ADMINISTRACIÓN Y FINANZAS


GERVASIA VALENZUELA SOSA
 DIRECTORA

ESCUELA NACIONAL DE LA JUDICATURA
ESTADO DE SITUACION FINANCIERA
AL 31 DE DICIEMBRE DEL 2018
(EXPRESADO EN RD\$)



| DESCRIPCIÓN | ANEXOS | AÑO 2018 | AÑO 2017 |
|---|----------|------------------------|----------------------|
| PASIVOS | | | |
| PASIVOS CORRIENTES | | | |
| GASTOS DE PERSONAL POR PAGAR | | - | 944.44 |
| PROVEEDORES LOCALES | ANEXO 14 | 7,933,170.13 ✓ | 5,678,498.01 |
| PROVEEDORES INTERNACIONALES | ANEXO 15 | 342,376.87 ✓ | 317,157.20 |
| OTRAS CTAS / PAGAR PROVEED. Y/O SERVICIO | ANEXO 16 | 1,006,561.87 ✓ | 227,170.11 |
| OTRAS CUENTAS POR PAGAR NOMINAS | ANEXO 17 | 1,020,900.00 ✓ | 484,750.00 |
| CUENTAS POR PAGAR FONDO DE TERCERO | ANEXO 18 | 1,287.45 ✓ | 1,287.45 |
| RETENCIONES IMPOSITIVAS POR PAGAR | | - | 450.95 |
| RETENCIONES FONDO DE PENSIONES Y JUBILACIONES | | - | 81,578.68 |
| OTROS PASIVOS VARIOS | ANEXO 19 | 1,217.51 ✓ | 3,048.47 |
| PASIVOS CORRIENTES | | 10,305,513.83 ✓ | 6,794,885.31 |
| PATRIMONIO | | | |
| CAPITAL INSTITUCIONAL | | 17,255,241.24 ✓ | 13,387,792.31 |
| PATRIMONIO DONADO | | 2,715,693.77 ✓ | 2,715,692.77 |
| RESULTADO DEL PERIODO | | 5,186,145.07 ✓ | 3,867,448.93 |
| DESCARGO DE MOBILIARIOS Y ENSERES | | (1,159,659.35) ✓ | (1,124,661.82) |
| AJUSTES AÑOS ANTERIORES | | (334,973.03) ✓ | 87,742.28 |
| PATRIMONIO | | 23,662,447.70 ✓ | 18,934,014.47 |
| TOTAL PASIVOS Y PATRIMONIO | | 33,967,961.53 ✓ | 25,728,899.78 |


Nota:

En el Anexo 20 de estos Estados Financieros colocamos los informes remitidos por Fundapec correspondiente al Fondo Rotatorio de la Escuela Nacional de la Judicatura cortados al 31/12/2018




YOCASTA GARCÍA
 CONTADORA

GESTIÓN DE ADMINISTRACIÓN Y FINANZAS


GERVASIA VALENZUELA SOSA
 DIRECTORA

26 ABR 2019



ESCUELA NACIONAL DE LA JUDICATURA
 ESTADO DE RESULTADOS
 DEL 01 DE ENERO AL 31 DICIEMBRE DEL 2018
 (EXPRESADO EN RD\$)

| DESCRIPCIÓN | AÑO 2018 | AÑO 2017 |
|--|-----------------------|-----------------------|
| INGRESOS | | |
| APORTE SUPREMA CORTE DE JUSTICIA | 159,000,000.00 ✓ | 138,000,000.00 |
| AJUSTE CAMBIARIO POSITIVO | 10,049.00 ✓ | 7,365.00 |
| OTROS INGRESOS | 4,980,986.65 ✓ | 3,229,820.35 |
| INGRESOS P/ INTERESES DEP A PLAZO | 163,502.44 ✓ | 91,253.80 |
| INGRESOS POR CERTIFICACIONES ESTUDIOS | 11,000.00 ✓ | 750.00 |
| TOTAL INGRESOS | 164,165,538.09 | 141,329,189.15 |
| GASTOS | | |
| SERVICIOS PERSONALES | | |
| REMUNERACIONES AL PERSONAL FIJO | 33,558,817.25 ✓ | 32,802,526.87 |
| REMUNERACIONES AL PERSONAL CON CARÁCTER TRANSITORIO | 1,324,667.05 ✓ | 1,620,703.93 |
| REGALIA PASCUAL | 2,899,078.79 ✓ | 2,856,627.27 |
| SOBRESUELDOS | 3,267,094.45 ✓ | 2,367,241.17 |
| DIETAS Y GASTOS DE REPRESENTACION | 1,770,880.96 ✓ | 418,591.97 |
| OTRAS GRATIFICACIONES Y BONIFICACIONES | 3,252,033.85 ✓ | 3,005,980.39 |
| TOTAL | 46,072,572.35 | 43,071,671.60 |
| SERVICIOS NO PERSONALES | | |
| SERVICIOS BASICOS | 3,691,746.95 ✓ | 4,096,106.61 |
| PUBLICIDAD IMPRESIÓN Y ENCUADERNACION | 3,416,139.91 ✓ | 1,322,126.75 |
| VIÁTICOS | 1,770,544.00 ✓ | 4,022,168.14 |
| TRANSPORTE Y ALMACENAJE | 17,632,368.82 ✓ | 16,225,882.19 |
| ALQUILERES Y RENTAS | 4,444,212.11 ✓ | 3,100,610.33 |
| SEGUROS | 1,571,992.28 ✓ | 418,461.31 |
| SERVICIOS DE CONSERVACION, REPARACIONES MENORES E INST. TEMP | 1,493,812.37 ✓ | 1,772,886.98 |
| OTROS SERVICIOS NO PERSONALES | 46,396,622.90 ✓ | 39,195,018.36 |
| TOTAL | 80,417,439.34 | 70,153,260.67 |

CONSEJO DEL PODER JUDICIAL
 CONTRALOR GENERAL
APROBADO
 01 MAY 2019
 FIRMA

YOCASTA GARCÍA
 CONTADORA

GESTIÓN DE ADMINISTRACIÓN Y FINANZAS

GERVASIA VALENZUELA SOSA
 DIRECTORA

ESCUELA NACIONAL DE LA JUDICATURA
ESTADO DE RESULTADOS
DEL 01 DE ENERO AL 31 DICIEMBRE DEL 2018
(EXPRESADO EN RD\$)



| DESCRIPCIÓN | AÑO 2018 | AÑO 2017 |
|---|-----------------------|-----------------------|
| MATERIALES Y SUMINISTROS | | |
| ALIMENTOS Y PRODUCTOS AGROFORESTALES | 15,596,661.27 ✓ | 12,431,493.87 |
| TEXTILES Y VESTUARIOS | 1,003,767.32 ✓ | 384,104.20 |
| PRODUCTOS DE PAPEL, CARTON E IMPRESOS | 807,784.73 ✓ | 470,782.15 |
| PRODUCTOS FARMACEUTICOS | 105,040.23 ✓ | 38,104.99 |
| PRODUCTOS DE CUERO, CAUCHO Y PLÁSTICO | 131,108.82 ✓ | 225,550.40 |
| PRODUCTOS DE MINERALES, METALICOS Y NO METALICOS | 203,859.94 ✓ | 179,296.98 |
| COMBUSTIBLES, LUBRICANTES, PRODUCTOS QUIMICOS Y CONEXOS | 521,119.06 ✓ | 479,209.72 |
| PRODUCTOS Y UTILES VARIOS | 1,598,141.20 ✓ | 970,991.17 |
| TOTAL | 19,967,482.57 | 15,179,533.48 |
| TRANSFERENCIAS CORRIENTES | | |
| TRANSFERENCIAS CORRIENTES AL SECTOR PRIVADO | 6,570,547.76 ✓ | 4,692,701.51 |
| TRANSFERENCIAS DE CAPITAL | | |
| TRANSFERENCIAS DE CAPITAL AL SECTOR PRIVADO | 0.00 | 0.00 |
| GASTOS DEPRECIACION | | |
| GASTOS DEPRECIACION BIENES EN USO | 3,909,490.67 ✓ | 2,874,871.40 |
| GASTOS DEPRECIACION DE INMUEBLES | 1,248,688.08 ✓ | 928,240.76 |
| GASTOS BIENES INTANGIBLES | 793,172.25 ✓ | 561,460.80 |
| TOTAL DE GASTOS | 158,979,393.02 | 137,461,740.22 |
| RESULTADOS (ING.-GTOS.) | 5,186,145.07 ✓ | 3,867,448.93 ✓ |




YOCASTA GARCÍA
 CONTADORA
 GESTIÓN DE ADMINISTRACIÓN Y FINANZAS


GERVASIA VALENZUELA SOSA
 DIRECTORA

Balance de Comprobación del 01/01/2018 al 31/12/2018

Incluye todas las cuentas del rango: ..

Todos los centros de costo. Cuentas con movimientos o saldo diferente de cero.
Contabilidad Fiscal. Moneda Local.

| Cuenta | Descripción | Saldo Normal | ----- Montos ----- | | | Balance Final |
|---------------|---------------------|--------------|--------------------|----------------|----------------|---------------|
| | | | Saldo Inicial | Total Débitos | Total Créditos | |
| 1-0-00-00-000 | ACTIVOS | Deudor | 25,728,899.78 | 320,352,007.40 | 312,112,945.64 | 33,967,961.54 |
| 1-1-00-00-000 | ACTIVOS CORRIENT | Deudor | 10,925,580.73 | 300,281,426.82 | 292,627,624.86 | 18,579,382.69 |
| 1-1-01-00-000 | DISPONIBILIDADES | Deudor | 10,283,473.43 | 284,398,795.91 | 277,076,956.47 | 17,605,312.87 |
| 1-1-01-01-000 | CAJA | Deudor | 1,210,965.00 | 32,597.36 | 22,548.36 | 1,221,014.00 |
| 1-1-01-01-001 | CAJA CHICA ESCUEI | Deudor | 50,000.00 | 0.00 | 0.00 | 50,000.00 |
| 1-1-01-01-002 | FONDO DE VIATICO | Deudor | 920,000.00 | 0.00 | 0.00 | 920,000.00 |
| 1-1-01-01-003 | FONDO DE VIATICO | Deudor | 240,965.00 | 10,049.00 | 0.00 | 251,014.00 |
| 1-1-01-01-004 | CAJA GENERAL | Deudor | 0.00 | 22,548.36 | 22,548.36 | 0.00 |
| 1-1-01-02-000 | BANCOS | Deudor | 9,072,508.43 | 234,407,686.96 | 227,095,896.52 | 16,384,298.87 |
| 1-1-01-02-001 | BANCO DE RESERV | Deudor | 4,771,776.17 | 69,642,277.44 | 68,256,362.69 | 6,157,690.92 |
| 1-1-01-02-002 | BANCO DE RESERV | Deudor | 4,002,054.26 | 164,565,426.84 | 158,711,349.93 | 9,856,131.17 |
| 1-1-01-02-003 | ESCUELA NACIONAL | Deudor | 298,678.00 | 199,982.68 | 128,183.90 | 370,476.78 |
| 1-1-01-05-000 | TRANSFERENCIAS II | Deudor | 0.00 | 49,958,511.59 | 49,958,511.59 | 0.00 |
| 2-00-000 | INVERSIONES FINAN | Deudor | 0.00 | 6,500,000.00 | 6,500,000.00 | 0.00 |
| 02-01-000 | DEPOSITO A PLAZO | Deudor | 0.00 | 6,500,000.00 | 6,500,000.00 | 0.00 |
| 1-1-02-01-001 | DEPOSITOS A PLAZO | Deudor | 0.00 | 6,500,000.00 | 6,500,000.00 | 0.00 |
| 1-1-04-00-000 | CUENTAS Y DOCUM | Deudor | 94,316.27 | 2,075,848.35 | 1,869,156.46 | 301,008.16 |
| 1-1-04-01-000 | CUENTAS Y DOCUM | Deudor | 0.00 | 1,519,022.29 | 1,477,781.29 | 41,241.00 |
| 1-1-04-01-001 | ANTICIPOS AL SECT | Deudor | 0.00 | 1,517,772.29 | 1,476,531.29 | 41,241.00 |
| 1-1-04-01-099 | OTROS ANTICIPOS | Deudor | 0.00 | 1,250.00 | 1,250.00 | 0.00 |
| 1-1-04-03-000 | CUENTAS POR COBI | Deudor | 18,753.15 | 229,878.94 | 229,736.59 | 18,895.50 |
| 1-1-04-03-004 | ALICIA A. TEJADA C/ | Deudor | 1,288.95 | 3,898.05 | 5,187.00 | 0.00 |
| 1-1-04-03-005 | GERVASIA VALENZU | Deudor | 1,287.00 | 19,443.03 | 19,046.53 | 1,683.50 |
| 1-1-04-03-008 | JHORDAM GUILLER | Deudor | 1,287.00 | 19,462.53 | 19,066.03 | 1,683.50 |
| 1-1-04-03-012 | GLENNYS MARÍA Dí | Deudor | 1,287.00 | 19,444.98 | 19,048.48 | 1,683.50 |
| 1-1-04-03-016 | RAFAEL ELADIO GOI | Deudor | 0.00 | 1.95 | 1.95 | 0.00 |
| 1-1-04-03-017 | ELLYS GEORGINA C | Deudor | 1,207.70 | 18,492.73 | 18,016.93 | 1,683.50 |
| 1-1-04-03-020 | MARIA AMALIA BOB/ | Deudor | 1,287.00 | 17,709.48 | 17,702.98 | 1,293.50 |
| 1-1-04-03-023 | RICARDO JOSE TAV | Deudor | 1,287.00 | 19,444.98 | 19,048.48 | 1,683.50 |
| 1-1-04-03-027 | GUILLERMO RAFAEL | Deudor | 1,296.75 | 19,481.38 | 19,094.63 | 1,683.50 |
| 1-1-04-03-035 | RICARDO JAVIER MK | Deudor | 1,105.00 | 14,460.08 | 14,531.58 | 1,033.50 |
| 1-1-04-03-038 | LUZNEL CARRASCO | Deudor | 1,287.00 | 17,325.98 | 17,319.48 | 1,293.50 |
| 1-1-04-03-039 | INES GREGORINA B | Deudor | 1.95 | 0.00 | 1.95 | 0.00 |
| 1-1-04-03-040 | JACINTO CASTILLO I | Deudor | 1,287.00 | 17,324.03 | 17,317.53 | 1,293.50 |
| 1-1-04-03-044 | AURA EMILIA CAMIL | Deudor | 1,105.00 | 1,105.00 | 2,210.00 | 0.00 |
| 1-1-04-03-046 | JUANA SANCHEZ FR | Deudor | 0.00 | 1.95 | 1.95 | 0.00 |
| 1-1-04-03-056 | GLACIRA INDIANA VI | Deudor | 0.00 | 89.70 | 89.70 | 0.00 |
| 1-1-04-03-058 | EMMANUEL ZORRILI | Deudor | 1,287.00 | 8,316.98 | 8,310.48 | 1,293.50 |

26 ABR 2019

Firma 

Balance de Comprobación del 01/01/2018 al 31/12/2018


Incluye todas las cuentas del rango: ..

Todos los centros de costo. Cuentas con movimientos o saldo diferente de cero.

Contabilidad Fiscal. Moneda Local.

| Cuenta | Descripción | Saldo Normal | Montos | | | Balance Final |
|---------------|--------------------------|--------------|---------------|---------------|----------------|---------------|
| | | | Saldo Inicial | Total Débitos | Total Créditos | |
| 1-1-04-03-062 | SORIANELA SORIAN Deudor | | 0.00 | 11.70 | 11.70 | 0.00 |
| 1-1-04-03-064 | DIANNA ESTEFANY I Deudor | | 1,287.00 | 17,324.03 | 17,317.53 | 1,293.50 |
| 1-1-04-03-066 | CAROLINA CRISOTC Deudor | | 1,157.00 | 16,330.83 | 16,194.33 | 1,293.50 |
| 1-1-04-03-067 | CINDY STHEFANY TI Deudor | | 7.80 | 0.00 | 7.80 | 0.00 |
| 1-1-04-03-075 | ANGELICA GARCIA / Deudor | | 0.00 | 1.95 | 1.95 | 0.00 |
| 1-1-04-03-076 | LENIN HEREDIA PER Deudor | | 0.00 | 207.60 | 207.60 | 0.00 |
| 1-1-04-04-000 | DOCUMENTOS OTO Deudor | | 73.12 | 4,787.12 | 4,860.24 | 0.00 |
| 1-1-04-04-002 | CUENTAS POR COBI Deudor | | 0.00 | 2,700.00 | 2,700.00 | 0.00 |
| 1-1-04-04-004 | RECLAMACIONES P Deudor | | 73.12 | 1,930.69 | 2,003.81 | 0.00 |
| 1-1-04-04-007 | CUENTAS POR COBI Deudor | | 0.00 | 156.43 | 156.43 | 0.00 |
| 1-1-04-05-000 | OTROS DOCUMENT Deudor | | 75,490.00 | 322,160.00 | 156,778.34 | 240,871.66 |
| 1-1-04-05-001 | CUENTAS POR COBI Deudor | | 57,450.00 | 236,130.00 | 142,998.34 | 150,581.66 |
| 1-1-04-05-002 | OTRAS CUENTAS P Deudor | | 18,040.00 | 46,030.00 | 13,780.00 | 50,290.00 |
| 1-1-04-05-003 | CUENTAS POR COBI Deudor | | 0.00 | 27,000.00 | 0.00 | 27,000.00 |
| 1-1-04-05-004 | OTRAS CUENTAS P Deudor | | 0.00 | 13,000.00 | 0.00 | 13,000.00 |
| 1-1-05-00-000 | GASTOS PAGADOS Deudor | | 219,796.03 | 896,258.43 | 967,338.70 | 148,715.76 |
| 1-1-05-01-000 | SEGUROS Deudor | | 148,307.88 | 414,570.61 | 421,362.43 | 141,516.06 |
| 1-1-05-01-001 | SEGURO DE VEHICL Deudor | | 30,380.98 | 40,929.16 | 54,256.32 | 17,053.82 |
| 1-1-05-01-002 | SEGURO MEDICO Deudor | | 0.00 | 77,338.52 | 77,338.52 | 0.00 |
| 5-01-003 | SEGURO EQUIPOS [Deudor | | 59,672.80 | 147,582.39 | 144,188.56 | 63,066.63 |
| 5-01-004 | SEGURO MAQUINAR Deudor | | 58,254.10 | 148,720.54 | 145,579.03 | 61,395.61 |
| 1-1-05-02-000 | PUBLICIDAD Deudor | | 3,862.51 | 17,055.00 | 16,578.95 | 4,338.56 |
| 1-1-05-02-001 | SUSCRIPCION PERI Deudor | | 3,862.51 | 17,055.00 | 16,578.95 | 4,338.56 |
| 1-1-05-06-000 | GASTOS DIFERIDO Deudor | | 0.00 | 413,466.42 | 413,466.42 | 0.00 |
| 1-1-05-06-001 | GASTOS DIFERIDO Deudor | | 0.00 | 413,466.42 | 413,466.42 | 0.00 |
| 1-1-05-07-000 | MEMBRESÍAS Deudor | | 0.00 | 34,277.78 | 31,416.64 | 2,861.14 |
| 1-1-05-07-001 | MEMBRESÍAS Deudor | | 0.00 | 34,277.78 | 31,416.64 | 2,861.14 |
| 1-1-05-08-000 | RETENCIONES ADEI Deudor | | 67,625.64 | 16,888.62 | 84,514.26 | 0.00 |
| 1-1-05-08-001 | RETENCIONES ADEI Deudor | | 32,512.33 | 4,688.87 | 37,201.20 | 0.00 |
| 1-1-05-08-002 | RETENCIONES ADEI Deudor | | 35,113.31 | 12,199.75 | 47,313.06 | 0.00 |
| 1-1-06-00-000 | BIENES Y SERVICIO Deudor | | 327,995.00 | 5,588,087.81 | 5,391,736.91 | 524,345.90 |
| 1-1-06-03-000 | COMPRAS DE BIENE Deudor | | 327,995.00 | 5,588,087.81 | 5,391,736.91 | 524,345.90 |
| 1-1-06-03-001 | COMPRAS DE BIENE Deudor | | 327,995.00 | 5,588,087.81 | 5,391,736.91 | 524,345.90 |
| 1-1-98-00-000 | OTROS ACTIVOS Deudor | | 0.00 | 822,436.32 | 822,436.32 | 0.00 |
| 1-1-98-04-000 | OTRAS TRANSACCIO Deudor | | 0.00 | 822,436.32 | 822,436.32 | 0.00 |
| 1-1-98-04-001 | COMPRA DE ACTIVO Deudor | | 0.00 | 138,732.60 | 138,732.60 | 0.00 |
| 1-1-98-04-002 | COMPRA DE BIENES Deudor | | 0.00 | 683,703.72 | 683,703.72 | 0.00 |
| 1-2-00-00-000 | ACTIVOS NO CORRRI Deudor | | 14,803,319.05 | 20,070,580.58 | 19,485,320.78 | 15,388,578.85 |
| 1-2-06-00-000 | BIENES DE USO Deudor | | 13,601,901.43 | 17,795,866.55 | 17,368,637.03 | 14,029,130.95 |
| 1-2-06-01-000 | MAQUINARIAS, EQU Deudor | | 30,489,163.55 | 12,383,858.87 | 10,045,427.92 | 32,827,594.50 |
| 1-2-06-01-001 | EQUIPO DE TRANSP Deudor | | 2,487,328.39 | 1.00 | 0.00 | 2,487,329.39 |
| 1-2-06-01-002 | EQUIPOS DE COMPI Deudor | | 10,172,584.82 | 3,829,790.30 | 839,808.58 | 13,162,566.54 |
| 1-2-06-01-003 | EQUIPOS DE AUDIO Deudor | | 2,971,936.52 | 269,880.71 | 158,787.94 | 3,083,029.29 |
| 1-2-06-01-004 | EQUIPOS Y MUEBLE Deudor | | 11,194,247.39 | 1,900,919.03 | 270,226.37 | 12,824,940.05 |
| 1-2-06-01-005 | HERRAMIENTAS Y R Deudor | | 38,258.14 | 0.00 | 0.00 | 38,258.14 |

26 ABR 2019

Firma 

Balance de Comprobación del 01/01/2018 al 31/12/2018

Incluye todas las cuentas del rango: ..

Todos los centros de costo. Cuentas con movimientos o saldo diferente de cero.

Contabilidad Fiscal. Moneda Local.

| Cuenta | Descripción | Saldo Normal | ----- Montos ----- | | | |
|---------------|---------------------------|--------------|--------------------|----------------|----------------|----------------|
| | | | Saldo Inicial | Total Débitos | Total Créditos | Balance Final |
| 1-2-06-01-006 | PLANTAS ELECTRIC Deudor | | 669,457.09 | 138,732.60 | 0.00 | 808,189.69 |
| 1-2-06-01-007 | EQUIPOS DE COCIN. Deudor | | 421,536.98 | 31,980.00 | 30,235.59 | 423,281.39 |
| 1-2-06-01-099 | COMPRA DE ACTIVC Deudor | | 2,533,814.22 | 6,212,555.23 | 8,746,369.44 | 0.01 |
| 1-2-06-02-000 | INMUEBLES Deudor | | 14,674,764.32 | 2,134,801.39 | 558,225.37 | 16,251,340.34 |
| 1-2-06-02-004 | LOCAL ESCUELA NA Deudor | | 14,674,764.32 | 2,134,801.39 | 558,225.37 | 16,251,340.34 |
| 1-2-06-03-000 | CONSTRUCCIONES Deudor | | 0.00 | 392,175.54 | 392,175.54 | 0.00 |
| 1-2-06-03-001 | CONSTRUCCIONES Deudor | | 0.00 | 392,175.54 | 392,175.54 | 0.00 |
| 1-2-06-98-000 | OTROS BIENES DE L Deudor | | 6,883,896.24 | 500,476.31 | 195,286.08 | 7,189,086.47 |
| 1-2-06-98-001 | EQUIPOS DE SEGU Deudor | | 2,138,754.36 | 323,884.69 | 146,286.08 | 2,316,352.97 |
| 1-2-06-98-002 | OBRAS DE ARTE Y E Deudor | | 8,136.72 | 0.00 | 0.00 | 8,136.72 |
| 1-2-06-98-099 | OTROS ACTIVOS FIJ Deudor | | 4,737,005.16 | 176,591.62 | 49,000.00 | 4,864,596.78 |
| 1-2-06-99-000 | DEPRECIACION DE I Deudor | | -38,445,922.68 | 2,384,554.44 | 6,177,522.12 | -42,238,890.36 |
| 1-2-06-99-001 | DEPRECIACION ACU Deudor | | -2,461,635.19 | 0.04 | 0.25 | -2,461,635.40 |
| 1-2-06-99-002 | DEPRECIACION ACU Deudor | | -7,487,307.49 | 1,136,334.88 | 2,065,760.28 | -8,416,732.89 |
| 1-2-06-99-003 | DEPRECIACION ACU Deudor | | -2,275,981.58 | 209,022.95 | 380,526.58 | -2,447,485.21 |
| 1-2-06-99-004 | DEPRECIACION ACU Deudor | | -7,872,917.44 | 493,411.77 | 1,660,352.51 | -9,039,858.18 |
| 1-2-06-99-005 | DEPRECIACION ACU Deudor | | -37,870.96 | 0.00 | 0.00 | -37,870.96 |
| 1-2-06-99-006 | DEPRECIACION ACU Deudor | | -660,692.07 | 4,578.18 | 20,601.81 | -676,715.70 |
| 1-2-06-99-007 | DEPRECIACION ACU Deudor | | -375,099.94 | 34,288.02 | 27,410.19 | -368,222.11 |
| 5-99-009 | DEPRECIACION ACU Deudor | | -1,510,856.42 | 100,864.20 | 303,680.94 | -1,713,673.16 |
| 6-99-010 | DEPRECIACION ACU Deudor | | -8,036.72 | 0.00 | 0.00 | -8,036.72 |
| 1-2-06-99-011 | DEPRECIACION ESC Deudor | | -11,250,229.84 | 335,174.65 | 1,583,862.73 | -12,498,917.92 |
| 1-2-06-99-098 | DEPRECIACION DE C Deudor | | -3,747.02 | 0.00 | 0.00 | -3,747.02 |
| 1-2-06-99-099 | DEPRECIACION DE C Deudor | | -4,501,548.01 | 70,879.75 | 135,326.83 | -4,565,995.09 |
| 1-2-08-00-000 | BIENES INTANGIBLE Deudor | | 1,201,417.62 | 2,274,714.03 | 2,116,683.75 | 1,359,447.90 |
| 1-2-08-01-000 | ACTIVOS INTANGIBL Deudor | | 2,080,206.12 | 2,209,414.61 | 1,713,154.08 | 2,576,466.65 |
| 1-2-08-01-002 | DERECHO DE AUTO Deudor | | 48,000.00 | 24,200.00 | 3,200.00 | 69,000.00 |
| 1-2-08-01-003 | PAQUETES Y LICEN Deudor | | 3,579.11 | 163,253.76 | 76,030.30 | 90,802.57 |
| 1-2-08-01-005 | DOMINIOS O DERE Deudor | | 160,202.48 | 684,190.32 | 524,365.25 | 320,027.55 |
| 1-2-08-01-006 | PROGRAMAS DE CC Deudor | | 1,481,856.53 | 386,568.00 | 0.00 | 1,868,424.53 |
| 1-2-08-01-099 | OTROS BIENES INM Deudor | | 386,568.00 | 951,202.53 | 1,109,558.53 | 228,212.00 |
| 1-2-08-99-000 | DEPRECIACION DE I Deudor | | -878,788.50 | 65,299.42 | 403,529.67 | -1,217,018.75 |
| 1-2-08-99-099 | DEPRECIACION DE I Deudor | | -878,788.50 | 65,299.42 | 403,529.67 | -1,217,018.75 |
| 2-0-00-00-000 | PASIVOS Acredor | | 6,794,885.31 | 187,051,622.65 | 190,562,251.17 | 10,305,513.83 |
| 2-1-00-00-000 | PASIVOS CORRIENT Acredor | | 6,794,885.31 | 187,051,622.65 | 190,562,251.17 | 10,305,513.83 |
| 2-1-03-00-000 | CUENTAS POR PAG Acredor | | 6,791,836.84 | 184,148,448.73 | 187,660,908.21 | 10,304,296.32 |
| 2-1-03-01-000 | GASTOS DE PERSONA Acredor | | 944.44 | 45,683,294.93 | 45,682,350.49 | 0.00 |
| 2-1-03-01-001 | SUELDOS Y JORNAL Acredor | | 944.44 | 45,683,294.93 | 45,682,350.49 | 0.00 |
| 2-1-03-02-000 | CUENTAS A PAGAR Acredor | | 6,707,575.32 | 117,869,220.27 | 121,464,653.82 | 10,303,008.87 |
| 2-1-03-02-001 | PROVEEDORES LOC Acredor | | 5,678,498.01 | 62,895,064.18 | 65,149,736.30 | 7,933,170.13 |
| 2-1-03-02-002 | PROVEEDORES INTI Acredor | | 317,157.20 | 6,744,405.01 | 6,769,624.68 | 342,376.87 |
| 2-1-03-02-003 | OTRAS CTAS / PAG Acredor | | 227,170.11 | 25,219,451.08 | 25,998,842.84 | 1,006,561.87 |
| 2-1-03-02-004 | OTRAS CUENTAS P Acredor | | 484,750.00 | 23,010,300.00 | 23,546,450.00 | 1,020,900.00 |
| 2-1-03-03-000 | CUENTAS POR PAG Acredor | | 1,287.45 | 199,982.68 | 199,982.68 | 1,287.45 |
| 2-1-03-03-006 | UNICEF Acredor | | 0.00 | 199,982.68 | 199,982.68 | 0.00 |

26 ABR 2019

[Firma]

Balance de Comprobación del 01/01/2018 al 31/12/2018

Incluye todas las cuentas del rango: ..


Todos los centros de costo. Cuentas con movimientos o saldo diferente de cero.

Contabilidad Fiscal. Moneda Local.

| Cuenta | Descripción | Saldo Normal | Montos | | | Balance Final |
|---------------|---------------------------------|--------------|---------------|---------------|----------------|----------------|
| | | | Saldo Inicial | Total Débitos | Total Créditos | |
| 2-1-03-03-007 | ASOC. INTERNACIONAL Acredor | | 1,287.45 | 0.00 | 0.00 | 1,287.45 |
| 2-1-03-05-000 | RETENCIONES IMPC Acredor | | 450.95 | 10,438,930.25 | 10,438,479.30 | 0.00 |
| 2-1-03-05-001 | RETENCIONES ISR Acredor | | 0.00 | 2,932,414.97 | 2,932,414.97 | 0.00 |
| 2-1-03-05-003 | IMPUESTO S/L RENTA Acredor | | 0.00 | 3,541,659.23 | 3,541,659.23 | 0.00 |
| 2-1-03-05-004 | IMP. S / L RENTA SU Acredor | | 0.00 | 2,250,465.19 | 2,250,465.19 | 0.00 |
| 2-1-03-05-005 | RETENCION ITBIS Acredor | | 0.00 | 1,706,611.45 | 1,706,611.45 | 0.00 |
| 2-1-03-05-006 | RETENCION FONDO Acredor | | 0.00 | 7,194.21 | 7,194.21 | 0.00 |
| 2-1-03-05-007 | RETENCIONES COD Acredor | | 450.95 | 585.20 | 134.25 | 0.00 |
| 2-1-03-06-000 | RETENCIONES FONI Acredor | | 81,578.68 | 4,079,542.24 | 3,997,963.56 | 0.00 |
| 2-1-03-06-001 | RETENCIONES DE A Acredor | | 81,578.68 | 4,079,542.24 | 3,997,963.56 | 0.00 |
| 2-1-03-07-000 | RETENCIONES COO Acredor | | 0.00 | 4,943,184.46 | 4,943,184.46 | 0.00 |
| 2-1-03-07-001 | RETENCIONES DE A Acredor | | 0.00 | 4,943,184.46 | 4,943,184.46 | 0.00 |
| 2-1-03-08-000 | RETENCIONES INST Acredor | | 0.00 | 15,850.00 | 15,850.00 | 0.00 |
| 2-1-03-08-003 | OTROS (SAVICA) Acredor | | 0.00 | 15,850.00 | 15,850.00 | 0.00 |
| 2-1-03-09-000 | RETENCIONES SEGI Acredor | | 0.00 | 916,508.90 | 916,508.90 | 0.00 |
| 2-1-03-09-001 | RETENCIONES SEGI Acredor | | 0.00 | 916,508.90 | 916,508.90 | 0.00 |
| 2-1-03-10-000 | OTRAS RETENCIONES Acredor | | 0.00 | 1,935.00 | 1,935.00 | 0.00 |
| 2-1-03-10-001 | RETENCIONES FUNI Acredor | | 0.00 | 1,935.00 | 1,935.00 | 0.00 |
| 2-1-98-00-000 | OTROS PASIVOS CC Acredor | | 3,048.47 | 2,903,173.92 | 2,901,342.96 | 1,217.51 |
| 2-1-98-02-000 | PROVISION DE NOM Acredor | | 0.00 | 2,900,175.96 | 2,900,175.96 | 0.00 |
| 2-1-98-03-001 | REGALIA PASCUAL Acredor | | 0.00 | 2,900,175.96 | 2,900,175.96 | 0.00 |
| 2-1-98-99-000 | OTROS PASIVOS VA Acredor | | 3,048.47 | 2,997.96 | 1,167.00 | 1,217.51 |
| 2-1-98-99-001 | OTRAS CUENTAS PC Acredor | | 3,048.47 | 2,997.96 | 0.33 | 50.84 |
| 2-1-98-99-003 | OTRAS CUENTAS PC Acredor | | 0.00 | 0.00 | 1,166.67 | 1,166.67 |
| 3-0-00-00-000 | PATRIMONIO Acredor | | 18,934,014.47 | 460,828.04 | 3,116.20 | 18,476,302.63 |
| 3-2-00-00-000 | PATRIMONIO INSTIT Acredor | | 18,934,014.47 | 460,828.04 | 3,116.20 | 18,476,302.63 |
| 3-2-01-00-000 | CAPITAL INSTITUCION Acredor | | 19,970,934.01 | 0.00 | 1.00 | 19,970,935.01 |
| 3-2-01-01-000 | CAPITAL INSTITUCION Acredor | | 17,255,241.24 | 0.00 | 0.00 | 17,255,241.24 |
| 3-2-01-01-001 | PATRIMONIO ENJ Acredor | | 17,255,241.24 | 0.00 | 0.00 | 17,255,241.24 |
| 3-2-01-02-000 | PATRIMONIO DONACION Acredor | | 2,715,692.77 | 0.00 | 1.00 | 2,715,693.77 |
| 3-2-01-02-001 | PATRIMONIO DONACION Acredor | | 2,159.92 | 0.00 | 0.00 | 2,159.92 |
| 3-2-01-02-002 | PATRIMONIO DONACION Acredor | | 220,480.80 | 0.00 | 0.00 | 220,480.80 |
| 3-2-01-02-003 | PATRIMONIO DONACION Acredor | | 2,393,645.57 | 0.00 | 0.00 | 2,393,645.57 |
| 3-2-01-02-099 | OTRAS DONACIONES Acredor | | 99,406.48 | 0.00 | 1.00 | 99,407.48 |
| 3-2-02-00-000 | DESCARGO DE MOE Acredor | | -1,124,661.82 | 34,997.53 | 0.00 | -1,159,659.35 |
| 3-2-02-01-000 | DESCARGO DE MOE Acredor | | -1,124,661.82 | 34,997.53 | 0.00 | -1,159,659.35 |
| 3-2-03-00-000 | AJUSTES AÑOS ANTERIORES Acredor | | 87,742.28 | 425,830.51 | 3,115.20 | -334,973.03 |
| 3-2-03-01-000 | AJUSTES AÑOS ANTERIORES Acredor | | 87,742.28 | 425,830.51 | 3,115.20 | -334,973.03 |
| 4-0-00-00-000 | INGRESOS Acredor | | 0.00 | 0.00 | 164,165,538.09 | 164,165,538.09 |
| 4-1-00-00-000 | INGRESOS CORRIENTES Acredor | | 0.00 | 0.00 | 164,165,538.09 | 164,165,538.09 |
| 4-1-01-00-000 | INGRESOS PROPIOS Acredor | | 0.00 | 0.00 | 164,165,538.09 | 164,165,538.09 |
| 4-1-01-01-000 | APORTE SUPREMACIA Acredor | | 0.00 | 0.00 | 159,000,000.00 | 159,000,000.00 |
| 4-1-01-02-000 | OTROS INGRESOS Acredor | | 0.00 | 0.00 | 5,165,538.09 | 5,165,538.09 |
| 4-1-01-02-001 | AJUSTE CAMBIARIO Acredor | | 0.00 | 0.00 | 10,049.00 | 10,049.00 |
| 4-1-01-02-002 | OTROS INGRESOS Acredor | | 0.00 | 0.00 | 4,980,986.65 | 4,980,986.65 |

26 ABR 2019

Firma



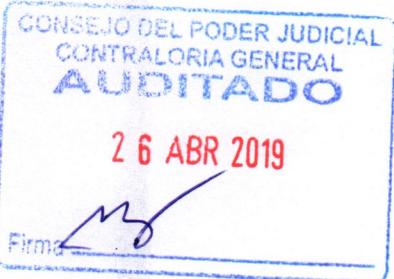
Balance de Comprobación del 01/01/2018 al 31/12/2018

Incluye todas las cuentas del rango: ..

Todos los centros de costo. Cuentas con movimientos o saldo diferente de cero.

Contabilidad Fiscal. Moneda Local.

| Cuenta | Descripción | Saldo Normal | Montos | | | Balance Final |
|---------------|--|--------------|---------------|----------------|----------------|----------------|
| | | | Saldo Inicial | Total Débitos | Total Créditos | |
| 4-1-01-02-003 | INGRESOS P/ INTER Acredor | | 0.00 | 0.00 | 163,502.44 | 163,502.44 |
| 4-1-01-02-004 | INGRESOS POR CEF Acredor | | 0.00 | 0.00 | 11,000.00 | 11,000.00 |
| 5-0-00-00-000 | GASTOS Deudor | | 0.00 | 163,218,107.86 | 4,238,714.85 | 158,979,393.01 |
| 5-1-00-00-000 | SERVICIOS PERSON Deudor | | 0.00 | 46,076,169.52 | 3,597.17 | 46,072,572.35 |
| 5-1-01-00-000 | REMUNERACIONES Deudor | | 0.00 | 37,786,160.26 | 3,597.17 | 37,782,563.09 |
| 5-1-01-01-000 | REMUNERACIONES Deudor | | 0.00 | 33,561,317.25 | 2,500.00 | 33,558,817.25 |
| 5-1-01-01-001 | SUELDOS FIJOS Deudor | | 0.00 | 33,561,317.25 | 2,500.00 | 33,558,817.25 |
| 5-1-01-02-000 | REMUNERACIONES Deudor | | 0.00 | 1,324,667.05 | 0.00 | 1,324,667.05 |
| 5-1-01-02-001 | SUELDOS AL PERSC Deudor | | 0.00 | 1,324,667.05 | 0.00 | 1,324,667.05 |
| 5-1-01-04-000 | REGALIA PASCUAL Deudor | | 0.00 | 2,900,175.96 | 1,097.17 | 2,899,078.79 |
| 5-1-01-04-001 | REGALIA PASCUAL Deudor | | 0.00 | 2,900,175.96 | 1,097.17 | 2,899,078.79 |
| 5-1-02-00-000 | SOBRESUELDOS Deudor | | 0.00 | 3,267,094.45 | 0.00 | 3,267,094.45 |
| 5-1-02-02-000 | COMPENSACION Deudor | | 0.00 | 3,267,094.45 | 0.00 | 3,267,094.45 |
| 5-1-02-02-004 | COMPENSACION PC Deudor | | 0.00 | 1,003,211.72 | 0.00 | 1,003,211.72 |
| 5-1-02-02-006 | COMPENSACION PC Deudor | | 0.00 | 2,052,632.56 | 0.00 | 2,052,632.56 |
| 5-1-02-02-008 | COMPENSACIONES Deudor | | 0.00 | 211,250.17 | 0.00 | 211,250.17 |
| 5-1-03-00-000 | DIETAS Y GASTOS D Deudor | | 0.00 | 1,770,880.96 | 0.00 | 1,770,880.96 |
| 5-1-03-01-000 | DIETAS Deudor | | 0.00 | 109,750.00 | 0.00 | 109,750.00 |
| 5-1-03-01-001 | DIETAS Deudor | | 0.00 | 109,750.00 | 0.00 | 109,750.00 |
| 5-1-03-02-001 | GASTOS DE REPRESENTACION Deudor | | 0.00 | 1,661,130.96 | 0.00 | 1,661,130.96 |
| 5-1-04-00-000 | GRATIFICACIONES Deudor | | 0.00 | 3,252,033.85 | 0.00 | 3,252,033.85 |
| 5-1-04-02-000 | OTRAS GRATIFICACIONES Deudor | | 0.00 | 3,252,033.85 | 0.00 | 3,252,033.85 |
| 5-1-04-02-001 | BONO ESCOLAR Deudor | | 0.00 | 200,000.00 | 0.00 | 200,000.00 |
| 5-1-04-02-002 | GRATIFICACIONES Deudor | | 0.00 | 35,471.86 | 0.00 | 35,471.86 |
| 5-1-04-02-004 | BONO NAVIDEÑO Y DE VACACIONES Deudor | | 0.00 | 245,000.00 | 0.00 | 245,000.00 |
| 5-1-04-02-005 | BONO VACACIONAL Deudor | | 0.00 | 2,771,561.99 | 0.00 | 2,771,561.99 |
| 5-2-00-00-000 | SERVICIOS NO PERSONALES Deudor | | 0.00 | 82,692,519.44 | 2,275,080.11 | 80,417,439.33 |
| 5-2-01-00-000 | SERVICIOS BASICOS Deudor | | 0.00 | 3,692,576.35 | 829.40 | 3,691,746.95 |
| 5-2-01-02-000 | SERVICIOS TELEFONICOS Deudor | | 0.00 | 295,431.25 | 0.00 | 295,431.25 |
| 5-2-01-02-001 | SERVICIOS TELEFONICOS Deudor | | 0.00 | 295,431.25 | 0.00 | 295,431.25 |
| 5-2-01-03-000 | TELÉFONO LOCAL Deudor | | 0.00 | 203,772.91 | 0.00 | 203,772.91 |
| 5-2-01-03-001 | TELÉFONO LOCAL Deudor | | 0.00 | 203,772.91 | 0.00 | 203,772.91 |
| 5-2-01-04-000 | TELEFAX Y CORRECCIONES Deudor | | 0.00 | 647,187.23 | 0.00 | 647,187.23 |
| 5-2-01-04-001 | TELEFAX Y CORRECCIONES Deudor | | 0.00 | 647,187.23 | 0.00 | 647,187.23 |
| 5-2-01-05-000 | SERVICIO DE INTERCOMUNICACIONES Deudor | | 0.00 | 316,624.72 | 829.40 | 315,795.32 |
| 5-2-01-05-001 | SERVICIO DE INTERCOMUNICACIONES Deudor | | 0.00 | 316,624.72 | 829.40 | 315,795.32 |
| 5-2-01-06-000 | ELECTRICIDAD Deudor | | 0.00 | 2,088,032.24 | 0.00 | 2,088,032.24 |
| 5-2-01-06-001 | ENERGÍA ELÉCTRICA Deudor | | 0.00 | 2,088,032.24 | 0.00 | 2,088,032.24 |
| 5-2-01-07-000 | AGUA Deudor | | 0.00 | 12,360.00 | 0.00 | 12,360.00 |
| 5-2-01-07-001 | SERVICIOS DE AGUA Deudor | | 0.00 | 12,360.00 | 0.00 | 12,360.00 |
| 5-2-01-08-000 | RECOLECCIÓN DE RESIDUOS Deudor | | 0.00 | 129,168.00 | 0.00 | 129,168.00 |
| 5-2-01-08-001 | RECOGIDA DE BASURA Deudor | | 0.00 | 129,168.00 | 0.00 | 129,168.00 |
| 5-2-02-00-000 | PUBLICIDAD IMPRESIONADA Deudor | | 0.00 | 3,422,739.91 | 6,600.00 | 3,416,139.91 |
| 5-2-02-02-000 | IMPRESIÓN Y ENCUESTAS Deudor | | 0.00 | 3,422,739.91 | 6,600.00 | 3,416,139.91 |
| 5-2-02-02-001 | IMPRESIONES Y ENCUESTAS Deudor | | 0.00 | 3,422,739.91 | 6,600.00 | 3,416,139.91 |



Balance de Comprobación del 01/01/2018 al 31/12/2018

Incluye todas las cuentas del rango: ..


Todos los centros de costo. Cuentas con movimientos o saldo diferente de cero.

Contabilidad Fiscal. Moneda Local.

| Cuenta | Descripción | Saldo Normal | ----- Montos ----- | | | Balance Final |
|---------------|----------------------------------|--------------|--------------------|---------------|----------------|---------------|
| | | | Saldo Inicial | Total Débitos | Total Créditos | |
| 5-2-03-00-000 | VIÁTICOS | Deudor | 0.00 | 1,780,576.00 | 10,032.00 | 1,770,544.00 |
| 5-2-03-01-000 | VIÁTICOS DENTRO DE | Deudor | 0.00 | 1,780,576.00 | 10,032.00 | 1,770,544.00 |
| 5-2-03-01-001 | VIAJE A NIVEL NACIONAL | Deudor | 0.00 | 1,780,576.00 | 10,032.00 | 1,770,544.00 |
| 5-2-04-00-000 | TRANSPORTE Y ALIMENTACIÓN | Deudor | 0.00 | 17,777,702.82 | 145,334.00 | 17,632,368.82 |
| 5-2-04-01-000 | PASAJES | Deudor | 0.00 | 17,777,222.82 | 145,334.00 | 17,631,888.82 |
| 5-2-04-01-001 | PASAJE | Deudor | 0.00 | 2,638,403.82 | 31,428.00 | 2,606,975.82 |
| 5-2-04-01-002 | APORTE POR DESPESAS | Deudor | 0.00 | 13,401,800.00 | 0.00 | 13,401,800.00 |
| 5-2-04-01-003 | TRANSPORTE AEREO | Deudor | 0.00 | 1,737,019.00 | 113,906.00 | 1,623,113.00 |
| 5-2-04-04-000 | PEAJE | Deudor | 0.00 | 480.00 | 0.00 | 480.00 |
| 5-2-04-04-001 | PEAJE | Deudor | 0.00 | 480.00 | 0.00 | 480.00 |
| 5-2-05-00-000 | ALQUILERES Y RENTAS | Deudor | 0.00 | 4,673,801.43 | 229,589.32 | 4,444,212.11 |
| 5-2-05-01-000 | ALQUILLERES Y RENTAS | Deudor | 0.00 | 3,089,083.94 | 182,888.32 | 2,906,195.62 |
| 5-2-05-01-001 | ALQUILLERES Y RENTAS | Deudor | 0.00 | 3,089,083.94 | 182,888.32 | 2,906,195.62 |
| 5-2-05-03-000 | ALQUILERES DE MAQUINARIA | Deudor | 0.00 | 1,033,111.01 | 45,076.00 | 988,035.01 |
| 5-2-05-03-001 | ALQUILER DE EQUIPOS | Deudor | 0.00 | 1,033,111.01 | 45,076.00 | 988,035.01 |
| 5-2-05-08-000 | OTROS ALQUILERES | Deudor | 0.00 | 551,606.48 | 1,625.00 | 549,981.48 |
| 5-2-05-08-001 | OTROS ALQUILERES | Deudor | 0.00 | 551,606.48 | 1,625.00 | 549,981.48 |
| 5-2-06-00-000 | SEGUROS | Deudor | 0.00 | 2,569,851.70 | 997,859.42 | 1,571,992.28 |
| 5-2-06-02-000 | SEGURO DE BIENES | Deudor | 0.00 | 349,911.60 | 3,905.42 | 346,006.18 |
| 5-2-06-02-001 | SEGURO DE BIENES | Deudor | 0.00 | 349,911.60 | 3,905.42 | 346,006.18 |
| 5-2-06-03-000 | SEGUROS DE PERSONAS | Deudor | 0.00 | 2,219,940.10 | 993,954.00 | 1,225,986.10 |
| 5-2-06-03-001 | SEGUROS DE PERSONAS | Deudor | 0.00 | 2,219,940.10 | 993,954.00 | 1,225,986.10 |
| 5-2-07-00-000 | SERVICIOS DE CONSTRUCCIÓN | Deudor | 0.00 | 1,493,812.37 | 0.00 | 1,493,812.37 |
| 5-2-07-01-000 | OBRAS MENORES | Deudor | 0.00 | 903,674.00 | 0.00 | 903,674.00 |
| 5-2-07-01-004 | MANTENIMIENTO Y REPARACIONES | Deudor | 0.00 | 478,756.00 | 0.00 | 478,756.00 |
| 5-2-07-01-006 | INSTALACIONES ELÉCTRICAS | Deudor | 0.00 | 382,320.00 | 0.00 | 382,320.00 |
| 5-2-07-01-007 | SERVICIOS DE PINTURA | Deudor | 0.00 | 42,598.00 | 0.00 | 42,598.00 |
| 5-2-07-02-000 | REPARACIONES DE MAQUINARIA | Deudor | 0.00 | 590,138.37 | 0.00 | 590,138.37 |
| 5-2-07-02-002 | MANTEN. Y REPAR. DE MAQUINARIA | Deudor | 0.00 | 96,089.76 | 0.00 | 96,089.76 |
| 5-2-07-02-004 | MANTEN. Y REPAR. DE MAQUINARIA | Deudor | 0.00 | 161,687.40 | 0.00 | 161,687.40 |
| 5-2-07-02-006 | MANTEN. Y REPAR. DE MAQUINARIA | Deudor | 0.00 | 235,802.00 | 0.00 | 235,802.00 |
| 5-2-07-02-007 | MANTEN. Y REPAR. DE MAQUINARIA | Deudor | 0.00 | 96,559.21 | 0.00 | 96,559.21 |
| 5-2-08-00-000 | OTROS SERVICIOS DE MANTENIMIENTO | Deudor | 0.00 | 47,281,458.86 | 884,835.97 | 46,396,622.89 |
| 5-2-08-02-000 | COMISIONES Y GASTOS | Deudor | 0.00 | 519,290.85 | 634.79 | 518,656.06 |
| 5-2-08-02-001 | COMISIONES Y GASTOS | Deudor | 0.00 | 519,290.85 | 634.79 | 518,656.06 |
| 5-2-08-03-000 | SERVICIOS SANITARIOS | Deudor | 0.00 | 16,350.00 | 0.00 | 16,350.00 |
| 5-2-08-03-001 | SERVICIOS SANITARIOS | Deudor | 0.00 | 16,350.00 | 0.00 | 16,350.00 |
| 5-2-08-05-000 | FUMIGACIÓN, LAVANDERÍA | Deudor | 0.00 | 1,397,590.73 | 0.00 | 1,397,590.73 |
| 5-2-08-05-001 | FUMIGACIÓN | Deudor | 0.00 | 206,500.00 | 0.00 | 206,500.00 |
| 5-2-08-05-002 | LAVANDERÍA | Deudor | 0.00 | 8,767.40 | 0.00 | 8,767.40 |
| 5-2-08-05-003 | LIMPIEZA E HIGIENE | Deudor | 0.00 | 1,182,323.33 | 0.00 | 1,182,323.33 |
| 5-2-08-07-000 | SERVICIOS TÉCNICOS | Deudor | 0.00 | 45,309,510.64 | 879,923.40 | 44,429,587.24 |
| 5-2-08-07-004 | SERVICIOS DE CAPACITACIÓN | Deudor | 0.00 | 6,307,397.83 | 717,313.16 | 5,590,084.67 |
| 5-2-08-07-005 | SERVICIOS DE INFORMACIÓN | Deudor | 0.00 | 4,727,270.43 | 0.00 | 4,727,270.43 |
| 5-2-08-07-007 | HONORARIOS DOCE | Deudor | 0.00 | 29,070,206.02 | 10,650.00 | 29,059,556.02 |

26 ABR 2019

Firma



Balance de Comprobación del 01/01/2018 al 31/12/2018

Incluye todas las cuentas del rango: ..

Todos los centros de costo. Cuentas con movimientos o saldo diferente de cero.

Contabilidad Fiscal. Moneda Local.

| Cuenta | Descripción | Saldo Normal | ----- Montos ----- | | | Balance Final |
|---------------|---------------------------|--------------|--------------------|---------------|----------------|---------------|
| | | | Saldo Inicial | Total Débitos | Total Créditos | |
| 5-2-08-07-008 | SERVICIOS PROFES Deudor | | 0.00 | 3,707,642.93 | 151,960.24 | 3,555,682.69 |
| 5-2-08-07-009 | SERVICIOS DE SEGL Deudor | | 0.00 | 1,496,993.43 | 0.00 | 1,496,993.43 |
| 5-2-08-08-000 | IMPUESTOS, DERECS Deudor | | 0.00 | 27,300.00 | 0.00 | 27,300.00 |
| 5-2-08-08-001 | IMPUESTOS Deudor | | 0.00 | 900.00 | 0.00 | 900.00 |
| 5-2-08-08-002 | DERECHOS Deudor | | 0.00 | 26,400.00 | 0.00 | 26,400.00 |
| 5-2-08-10-000 | GASTOS DE MEMBR Deudor | | 0.00 | 11,416.64 | 4,277.78 | 7,138.86 |
| 5-2-08-10-001 | GASTOS DE MEMBR Deudor | | 0.00 | 11,416.64 | 4,277.78 | 7,138.86 |
| 5-3-00-00-000 | MATERIALES Y SUM Deudor | | 0.00 | 20,609,763.51 | 642,280.94 | 19,967,482.57 |
| 5-3-01-00-000 | ALIMENTOS Y PROD Deudor | | 0.00 | 16,227,179.04 | 630,517.77 | 15,596,661.27 |
| 5-3-01-01-000 | ALIMENTOS Y BEBIC Deudor | | 0.00 | 16,202,588.19 | 630,517.77 | 15,572,070.42 |
| 5-3-01-01-001 | ALIMENTOS Y BEBIC Deudor | | 0.00 | 16,202,588.19 | 630,517.77 | 15,572,070.42 |
| 5-3-01-02-000 | ALIMENTOS PARA A Deudor | | 0.00 | 878.85 | 0.00 | 878.85 |
| 5-3-01-02-001 | ALIMENTOS PARA A Deudor | | 0.00 | 878.85 | 0.00 | 878.85 |
| 5-3-01-03-000 | PRODUCTOS AGROI Deudor | | 0.00 | 20,490.00 | 0.00 | 20,490.00 |
| 5-3-01-03-001 | PRODUCTOS PECUA Deudor | | 0.00 | 1,125.00 | 0.00 | 1,125.00 |
| 5-3-01-03-003 | PRODUCTOS FORES Deudor | | 0.00 | 19,365.00 | 0.00 | 19,365.00 |
| 5-3-01-04-000 | MADERA, CORCHO Deudor | | 0.00 | 3,222.00 | 0.00 | 3,222.00 |
| 5-3-01-04-001 | MADERA, CORCHO Deudor | | 0.00 | 3,222.00 | 0.00 | 3,222.00 |
| 5-3-02-00-000 | TEXTILES Y VESTUA Deudor | | 0.00 | 1,003,767.32 | 0.00 | 1,003,767.32 |
| 5-3-02-00-000 | ACABADOS TEXTILE Deudor | | 0.00 | 181,586.98 | 0.00 | 181,586.98 |
| 5-3-02-00-001 | ACABADOS TEXTILE Deudor | | 0.00 | 181,586.98 | 0.00 | 181,586.98 |
| 5-3-02-03-000 | PRENDAS DE VESTII Deudor | | 0.00 | 822,180.34 | 0.00 | 822,180.34 |
| 5-3-02-03-001 | PRENDAS DE VESTII Deudor | | 0.00 | 822,180.34 | 0.00 | 822,180.34 |
| 5-3-03-00-000 | PRODUCTOS DE PAI Deudor | | 0.00 | 807,784.73 | 0.00 | 807,784.73 |
| 5-3-03-01-000 | PAPEL DE ESCRITOI Deudor | | 0.00 | 48,940.14 | 0.00 | 48,940.14 |
| 5-3-03-01-001 | PAPEL DE ESCRITOI Deudor | | 0.00 | 48,940.14 | 0.00 | 48,940.14 |
| 5-3-03-02-000 | PRODUCTOS DE PAI Deudor | | 0.00 | 109,685.02 | 0.00 | 109,685.02 |
| 5-3-03-02-001 | PAPEL CARTON Deudor | | 0.00 | 109,685.02 | 0.00 | 109,685.02 |
| 5-3-03-03-000 | PRODUCTOS DE AR Deudor | | 0.00 | 315,090.09 | 0.00 | 315,090.09 |
| 5-3-03-03-001 | PRODUCTOS DE AR Deudor | | 0.00 | 315,090.09 | 0.00 | 315,090.09 |
| 5-3-03-04-000 | LIBROS, REVISTAS Deudor | | 0.00 | 14,595.64 | 0.00 | 14,595.64 |
| 5-3-03-04-001 | LIBROS REVISTA Y F Deudor | | 0.00 | 14,595.64 | 0.00 | 14,595.64 |
| 5-3-03-05-000 | TEXTOS DE ENSEÑ Deudor | | 0.00 | 319,473.84 | 0.00 | 319,473.84 |
| 5-3-03-05-001 | TEXTOS DE ENSEÑ Deudor | | 0.00 | 319,473.84 | 0.00 | 319,473.84 |
| 5-3-04-00-000 | PRODUCTOS FARM Deudor | | 0.00 | 105,040.23 | 0.00 | 105,040.23 |
| 5-3-04-01-000 | PRODUCTOS MEDIC Deudor | | 0.00 | 101,097.23 | 0.00 | 101,097.23 |
| 5-3-04-01-001 | MEDICAMENTOS Deudor | | 0.00 | 101,097.23 | 0.00 | 101,097.23 |
| 5-3-04-02-000 | PRODUCTOS MEDIC Deudor | | 0.00 | 3,943.00 | 0.00 | 3,943.00 |
| 5-3-04-02-001 | PRODUCTOS MEDIC Deudor | | 0.00 | 3,943.00 | 0.00 | 3,943.00 |
| 5-3-05-00-000 | PRODUCTOS DE CU Deudor | | 0.00 | 139,683.82 | 8,575.00 | 131,108.82 |
| 5-3-05-02-000 | ARTÍCULOS DE CUE Deudor | | 0.00 | 3,835.00 | 0.00 | 3,835.00 |
| 5-3-05-02-001 | ARTÍCULOS DE CUE Deudor | | 0.00 | 3,835.00 | 0.00 | 3,835.00 |
| 5-3-05-04-000 | ARTÍCULOS DE CAU Deudor | | 0.00 | 2,665.73 | 0.00 | 2,665.73 |
| 5-3-05-04-001 | ARTÍCULOS DE CAU Deudor | | 0.00 | 2,665.73 | 0.00 | 2,665.73 |
| 5-3-05-05-000 | ARTÍCULOS DE PLA Deudor | | 0.00 | 133,183.09 | 8,575.00 | 124,608.09 |

26 ABR 2019

Firma

Balance de Comprobación del 01/01/2018 al 31/12/2018

Incluye todas las cuentas del rango: ..

Todos los centros de costo. Cuentas con movimientos o saldo diferente de cero.

Contabilidad Fiscal. Moneda Local.

| Cuenta | Descripción | Saldo Normal | ----- Montos ----- | | | Balance Final |
|---------------|---------------------------|--------------|--------------------|---------------|----------------|---------------|
| | | | Saldo Inicial | Total Débitos | Total Créditos | |
| 5-3-05-05-001 | ARTICULOS DE PLAS Deudor | | 0.00 | 133,183.09 | 8,575.00 | 124,608.09 |
| 5-3-06-00-000 | PRODUCTOS DE MI Deudor | | 0.00 | 203,859.94 | 0.00 | 203,859.94 |
| 5-3-06-01-000 | PRODUCTOS DE CE Deudor | | 0.00 | 3,419.55 | 0.00 | 3,419.55 |
| 5-3-06-01-001 | PRODUCTOS DE CE Deudor | | 0.00 | 3,419.55 | 0.00 | 3,419.55 |
| 5-3-06-02-000 | PRODUCTOS DE VIC Deudor | | 0.00 | 4,130.00 | 0.00 | 4,130.00 |
| 5-3-06-02-001 | PRODUCTOS DE VIC Deudor | | 0.00 | 4,130.00 | 0.00 | 4,130.00 |
| 5-3-06-03-000 | PRODUCTOS METÁL Deudor | | 0.00 | 192,062.39 | 0.00 | 192,062.39 |
| 5-3-06-03-003 | ESTRUCTURAS MET Deudor | | 0.00 | 66,764.40 | 0.00 | 66,764.40 |
| 5-3-06-03-006 | ACCESORIOS DE ME Deudor | | 0.00 | 125,297.99 | 0.00 | 125,297.99 |
| 5-3-06-04-000 | MINERALES Deudor | | 0.00 | 4,248.00 | 0.00 | 4,248.00 |
| 5-3-06-04-004 | PIEDRA, ARCILLA Y Deudor | | 0.00 | 4,248.00 | 0.00 | 4,248.00 |
| 5-3-07-00-000 | COMBUSTIBLES, LUI Deudor | | 0.00 | 521,119.06 | 0.00 | 521,119.06 |
| 5-3-07-01-000 | COMBUSTIBLES Y LI Deudor | | 0.00 | 431,646.47 | 0.00 | 431,646.47 |
| 5-3-07-01-001 | GASOLINA Deudor | | 0.00 | 302,056.98 | 0.00 | 302,056.98 |
| 5-3-07-01-002 | GASOIL Deudor | | 0.00 | 128,845.00 | 0.00 | 128,845.00 |
| 5-3-07-01-005 | ACEITES Y GRASAS Deudor | | 0.00 | 494.49 | 0.00 | 494.49 |
| 5-3-07-01-006 | LUBRICANTES Deudor | | 0.00 | 250.00 | 0.00 | 250.00 |
| 5-3-07-02-000 | PRODUCTOS QUÍMI Deudor | | 0.00 | 89,472.59 | 0.00 | 89,472.59 |
| 5-3-07-02-005 | INSECTICIDAS, FUMI Deudor | | 0.00 | 413.60 | 0.00 | 413.60 |
| 5-3-07-02-006 | AIRES LIQUIDOS Y C Deudor | | 0.00 | 71,213.00 | 0.00 | 71,213.00 |
| 5-3-07-02-007 | PINTURAS Y DILUYE Deudor | | 0.00 | 17,845.99 | 0.00 | 17,845.99 |
| 5-3-09-00-000 | PRODUCTOS Y UTIL Deudor | | 0.00 | 1,601,329.37 | 3,188.17 | 1,598,141.20 |
| 5-3-09-01-000 | MATERIAL PARA LIM Deudor | | 0.00 | 19,456.35 | 0.00 | 19,456.35 |
| 5-3-09-01-001 | MATERIALES DE LIM Deudor | | 0.00 | 19,456.35 | 0.00 | 19,456.35 |
| 5-3-09-02-000 | UTILES DE ESCRITO Deudor | | 0.00 | 867,317.87 | 1,345.20 | 865,972.67 |
| 5-3-09-02-001 | UTILES DE ESCRITO Deudor | | 0.00 | 274,947.28 | 1,345.20 | 273,602.08 |
| 5-3-09-02-002 | UTILES DE INFORM Deudor | | 0.00 | 462,214.65 | 0.00 | 462,214.65 |
| 5-3-09-02-003 | MATERIALES PARA I Deudor | | 0.00 | 130,155.94 | 0.00 | 130,155.94 |
| 5-3-09-04-000 | UTILES DESTINADO Deudor | | 0.00 | 16,535.01 | 0.00 | 16,535.01 |
| 5-3-09-04-001 | UTILES DESTINADO Deudor | | 0.00 | 16,535.01 | 0.00 | 16,535.01 |
| 5-3-09-05-000 | UTILES Y MATERIAL Deudor | | 0.00 | 9,620.00 | 0.00 | 9,620.00 |
| 5-3-09-05-002 | UTILES DE COCINA Deudor | | 0.00 | 9,620.00 | 0.00 | 9,620.00 |
| 5-3-09-06-000 | PRODUCTOS ELÉCT Deudor | | 0.00 | 464,226.18 | 0.00 | 464,226.18 |
| 5-3-09-06-001 | MATERIALES ELECTI Deudor | | 0.00 | 464,226.18 | 0.00 | 464,226.18 |
| 5-3-09-07-000 | PRODUCTOS Y ÚTIL Deudor | | 0.00 | 2,628.85 | 0.00 | 2,628.85 |
| 5-3-09-07-001 | PRODUCTOS Y ÚTIL Deudor | | 0.00 | 2,628.85 | 0.00 | 2,628.85 |
| 5-3-09-08-000 | OTROS REPUESTOS Deudor | | 0.00 | 1,300.00 | 0.00 | 1,300.00 |
| 5-3-09-08-001 | OTROS REPUESTOS Deudor | | 0.00 | 1,300.00 | 0.00 | 1,300.00 |
| 5-3-09-09-000 | PRODUCTOS Y ÚTIL Deudor | | 0.00 | 220,245.11 | 1,842.97 | 218,402.14 |
| 5-3-09-09-001 | PRODUCTOS Y ÚTIL Deudor | | 0.00 | 176,233.08 | 0.00 | 176,233.08 |
| 5-3-09-09-002 | UTILES DE HIGIENE Deudor | | 0.00 | 2,699.55 | 0.00 | 2,699.55 |
| 5-3-09-09-003 | MATERIALES DE PIN Deudor | | 0.00 | 613.75 | 0.00 | 613.75 |
| 5-3-09-09-004 | MATERIALES FERRE Deudor | | 0.00 | 40,698.73 | 1,842.97 | 38,855.76 |
| 5-4-00-00-000 | TRANSFERENCIAS C Deudor | | 0.00 | 6,570,547.76 | 0.00 | 6,570,547.76 |
| 5-4-01-00-000 | TRANSFERENCIAS C Deudor | | 0.00 | 6,570,547.76 | 0.00 | 6,570,547.76 |

26 ABR 2019

Firma 

Balance de Comprobación del 01/01/2018 al 31/12/2018

Incluye todas las cuentas del rango: ..

Todos los centros de costo. Cuentas con movimientos o saldo diferente de cero.

Contabilidad Fiscal. Moneda Local.

| Cuenta | Descripción | Saldo Normal | ----- Montos ----- | | | |
|---------------------------------------|-------------------|--------------|--------------------|----------------|----------------|---------------|
| | | | Saldo Inicial | Total Débitos | Total Créditos | Balance Final |
| 5-4-01-01-000 | PRESTACIONES A L | Deudor | 0.00 | 2,656,345.75 | 0.00 | 2,656,345.75 |
| 5-4-01-01-001 | PENSIONES | Deudor | 0.00 | 2,656,345.75 | 0.00 | 2,656,345.75 |
| 5-4-01-03-000 | PREMIOS LITERARI | Deudor | 0.00 | 30,000.00 | 0.00 | 30,000.00 |
| 5-4-01-03-001 | PREMIOS ARTÍSTIC | Deudor | 0.00 | 30,000.00 | 0.00 | 30,000.00 |
| 5-4-01-04-000 | BECAS Y VIAJES DE | Deudor | 0.00 | 3,855,267.01 | 0.00 | 3,855,267.01 |
| 5-4-01-04-001 | BECAS NACIONALES | Deudor | 0.00 | 3,855,267.01 | 0.00 | 3,855,267.01 |
| 5-4-01-05-000 | AYUDAS Y DONACIC | Deudor | 0.00 | 28,935.00 | 0.00 | 28,935.00 |
| 5-4-01-05-001 | AYUDAS Y DONACIC | Deudor | 0.00 | 28,935.00 | 0.00 | 28,935.00 |
| 5-6-00-00-000 | GASTOS DEPRECI | Deudor | 0.00 | 7,269,107.63 | 1,317,756.63 | 5,951,351.00 |
| 5-6-01-00-000 | GASTOS DEPRECI | Deudor | 0.00 | 4,681,319.68 | 771,829.01 | 3,909,490.67 |
| 5-6-01-01-000 | MAQUINARIAS, EQU | Deudor | 0.00 | 87,660.29 | 87,660.29 | 0.00 |
| 5-6-01-02-000 | EQUIPO DE TRANSP | Deudor | 0.00 | 0.25 | 0.04 | 0.21 |
| 5-6-01-03-000 | EQUIPOS DE COMPI | Deudor | 0.00 | 2,065,760.28 | 308,419.53 | 1,757,340.75 |
| 5-6-01-04-000 | EQUIPOS DE AUDIO | Deudor | 0.00 | 380,526.58 | 54,247.11 | 326,279.47 |
| 5-6-01-05-000 | EQUIPOS Y MUEBLE | Deudor | 0.00 | 1,660,352.51 | 240,963.75 | 1,419,388.76 |
| 5-6-01-07-000 | PLANTAS ELECTRIC | Deudor | 0.00 | 20,601.81 | 4,578.18 | 16,023.63 |
| 5-6-01-08-000 | EQUIPOS DE COCIN | Deudor | 0.00 | 27,410.19 | 4,354.78 | 23,055.41 |
| 5-6-01-09-000 | OTROS ACTIVOS FIJ | Deudor | 0.00 | 135,326.83 | 22,369.75 | 112,957.08 |
| 5-6-01-10-000 | EQUIPOS DE SEGU | Deudor | 0.00 | 303,680.94 | 49,235.58 | 254,445.36 |
| 5-6-02-00-000 | GASTOS DEPRECI | Deudor | 0.00 | 1,583,862.73 | 335,174.65 | 1,248,688.08 |
| 5-6-02-02-000 | ESCUELA NACIONAL | Deudor | 0.00 | 1,583,862.73 | 335,174.65 | 1,248,688.08 |
| 5-6-08-00-000 | GASTOS BIENES INT | Deudor | 0.00 | 1,003,925.22 | 210,752.97 | 793,172.25 |
| 5-6-08-03-000 | PRAGRAMAS DE CO | Deudor | 0.00 | 479,559.97 | 77,741.39 | 401,818.58 |
| 5-6-08-05-000 | DOMINIOS O DERE | Deudor | 0.00 | 524,365.25 | 133,011.58 | 391,353.67 |
| Total de Cuentas Listadas: 377 | | | 0.00 | 671,082,565.95 | 671,082,565.95 | 0.00 |